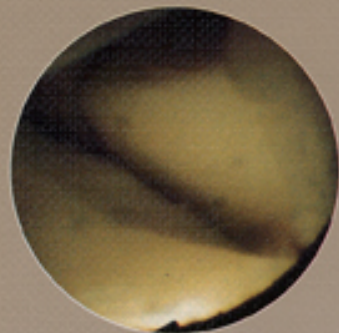
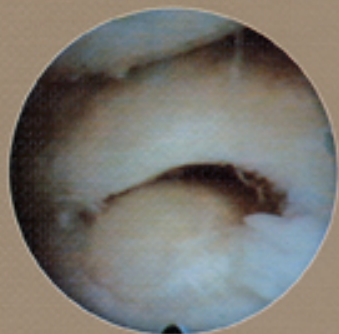
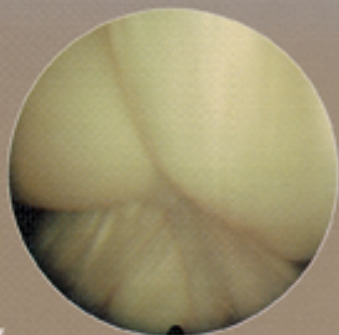


Wrist Arthroscopy

John Stanley
Philippe Saffar



MARTIN DUNITZ

Contents

Foreword vii

Introduction 1

1 The clinical problem 3

2 Anatomy 9

3 The biomechanics of the wrist 21

4 Clinical assessment 33

5 Imaging of the wrist 47

6 Arthroscopy of the wrist 61

7 Landmarks and normal findings 85

8 Abnormal findings 99

9 Arthroscopic surgery 111

10 The technique of arthroscopic triangular
 fibro-cartilaginous complex surgery 115

Select bibliography 123

Index 125